



## Rye Community Primary School

*"Dream, Believe, Achieve"*



### Clownfish, Seahorses and Sea Turtles. Key Stage 1

Dear Parents and Carers,

We hope that you had a relaxing Easter break and that the children are ready for a busy term of fun and learning!

#### Term 5 Learning

This term our topic is 'Ready Steady Grow', we will be finding out all about plants. Our cross-curricular learning stems from Science and Geography and will promote writing and maths across all subjects. We will be using every opportunity to get outdoors and explore our environment and its potential for growing.

#### English

This term, we are learning how to write a fairytale with a twist and how to write an information text. We will be using the text: 'Jack and the Jelly Bean Stalk' by Rachael Martimer to help us to write a fairytale with a twist. Later in the term we will use the text: 'Plants' by Dorling Kindersely to help us to write an information text.



### How You Can Help

- ✓ Read daily at home using reading books and by accessing Reading Eggs and Reading Express. Can they make predictions about what will happen next? Read some poems and look for patterns, words that rhyme or interesting or unusual words.
- ✓ Make your own word banks - collect words that you like from books that you have read so that you can use them in your writing.
- ✓ Talk about what you have read. What did you like/dislike? Talks about the characters, settings, favourite parts of the story. Think about making up an alternative ending.
- ✓ Practise saying the alphabet. What order are the letters in? What comes before and after. Practise writing the letters- are they holding their pencil correctly?
- ✓ Practise fine motor skills to build strength in your child's hands: play dough, painting, board games, Lego, cooking, dot to dots, cutting out activities- are they holding the scissors correctly?

### Maths

In Maths this term, Year 1 will continue to build their measuring skills, learning how to measure length, height, mass and volume. Later in the term they will develop their understanding of multiplication and division. Year 2 will build on their knowledge of recognising, finding and writing fractions. Later in the term they will build on their understanding of time.



### How You Can Help

- ✓ Practise counting forwards and backwards- what number comes before/after? Start from different numbers not always from 0. Playing board games will help with this.
- ✓ Practise counting in 2's, 3's, 5's and 10's.
- ✓ Practise writing numbers, ensuring they are the right way round. Practise writing them using numbers and words.
- ✓ Use everyday opportunities to spot shapes in the environment around you. Make patterns with shapes.
- ✓ Practise identifying coins and totalling different amounts of money. Play shops. make amounts in different ways. practise adding up and giving

### Homework

Reading and spelling practise is expected daily. Your child is set an E-Collins book to read, which links with their phonics learning, as well as a Reading Passport and Library book to read for pleasure. Please ensure that you record your child's reading in their yellow reading record. Homework is set every Friday. Your child should be completing a Reading Eggs or Reading Express task every week. Please complete one section in your CGP maths books every week. In addition to this, there are optional home learning tasks available on our Class Dojo pages and a paper copy has also been sent home. Please support your child to complete their homework.

### Water bottles and snacks

A hydrated brain is essential to learning! Please ensure that your child brings in a named water bottle. All key-stage one children are offered a healthy snack each day.

As always, please do not hesitate to contact us if you have any questions or queries.

Thank you for your continued support.

Miss Brewster, Miss Birkby and Mrs Haddock  
The Key Stage 1 team



## Plants and Growth



flower



leaves



fruit



roots



bean



seeds



sun



watering can



grow



rain



pollen



leaf



vegetables



stem



soil

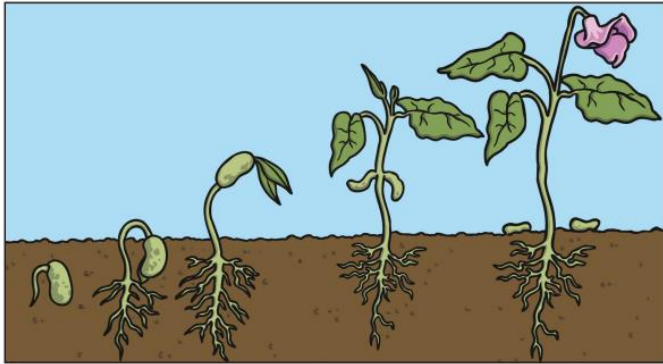


water

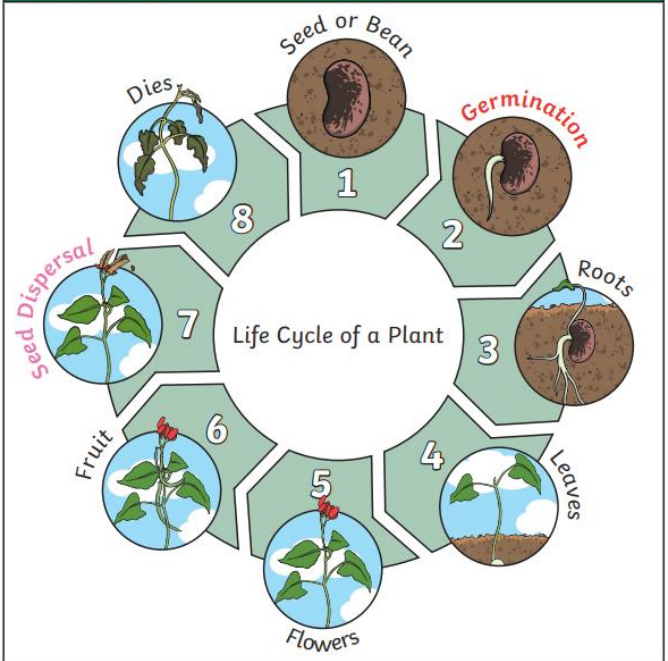


Key Vocabulary

<b>germination</b>	When the conditions are right, the seed soaks up <b>water</b> and swells, and the tiny new plant bursts out of its shell. This is called <b>germination</b> .
<b>shoot</b>	A <b>shoot</b> grows upwards from the seed or plant to find <b>sunlight</b> .
<b>seed dispersal</b>	<b>Seed dispersal</b> is when the seeds move away from the parent plant. They can drop to the ground in the plant's fruit or be moved by the wind or animals.



Key Knowledge



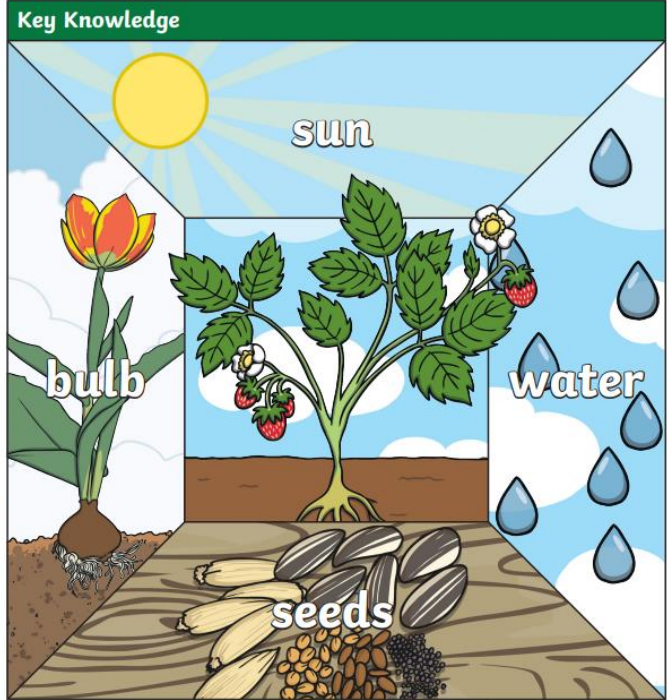




Plants

Year 2

Key Vocabulary	
<b>What do plants need to grow well?</b>	
<b>sunlight</b>	All plants need light from the sun to grow well. Some plants need lots of <b>sunlight</b> . Some plants only need a little <b>sunlight</b> .
<b>water</b>	All plants need <b>water</b> to grow. Without <b>water</b> , seeds and bulbs will not <b>germinate</b> .
<b>temperature</b>	<b>Temperature</b> is how warm or cold something or somewhere is. Some plants like cooler <b>temperatures</b> and some like warmer <b>temperatures</b> .
<b>nutrition</b>	Food or nourishment. Plants make their own food in their leaves using <b>sunlight</b> .



Plants

Year 1

Key Vocabulary	
<b>wild plants</b>	A <b>wild plant</b> seed grows where it falls. It doesn't need to be planted or cared for as it grows.
<b>garden plants</b>	<b>Garden plants</b> are plants that people choose to grow in their gardens.
<b>weed</b>	<b>Weeds</b> are <b>wild plants</b> that grow in places where people don't want them.
<b>deciduous</b>	A <b>deciduous</b> tree loses its <b>leaves</b> each year.
<b>evergreen</b>	An <b>evergreen</b> tree keeps its green <b>leaves</b> all year round, even in the winter.

Key Knowledge

Wild Plants



Trees



Garden Plants





Key Vocabulary	
<b>roots</b>	<b>Roots</b> take in water and nutrients from the soil and keep the plant in the ground.
<b>stem</b>	The <b>stem</b> holds the plant up and carries the water and nutrients from the <b>roots</b> to the <b>leaves</b> and <b>flowers</b> .
<b>leaves</b>	<b>Leaves</b> catch sunlight to help the plant to make its own food.
<b>flowers</b>	<b>Flowers</b> attract insects and birds.
<b>petals</b>	<b>Petals</b> are the colourful part of the <b>flower</b> .
<b>fruit</b>	<b>Fruit</b> contains the plant's <b>seeds</b> . Sometimes humans try to grow <b>fruit</b> without <b>seeds</b> because it's easier to eat.
<b>seed</b>	<b>Seeds</b> grow into new plants.
<b>bulb</b>	<b>Bulbs</b> grow into new plants.

Key Knowledge

